

Assignment Submission Guideline

Submission of Assignment (30%):

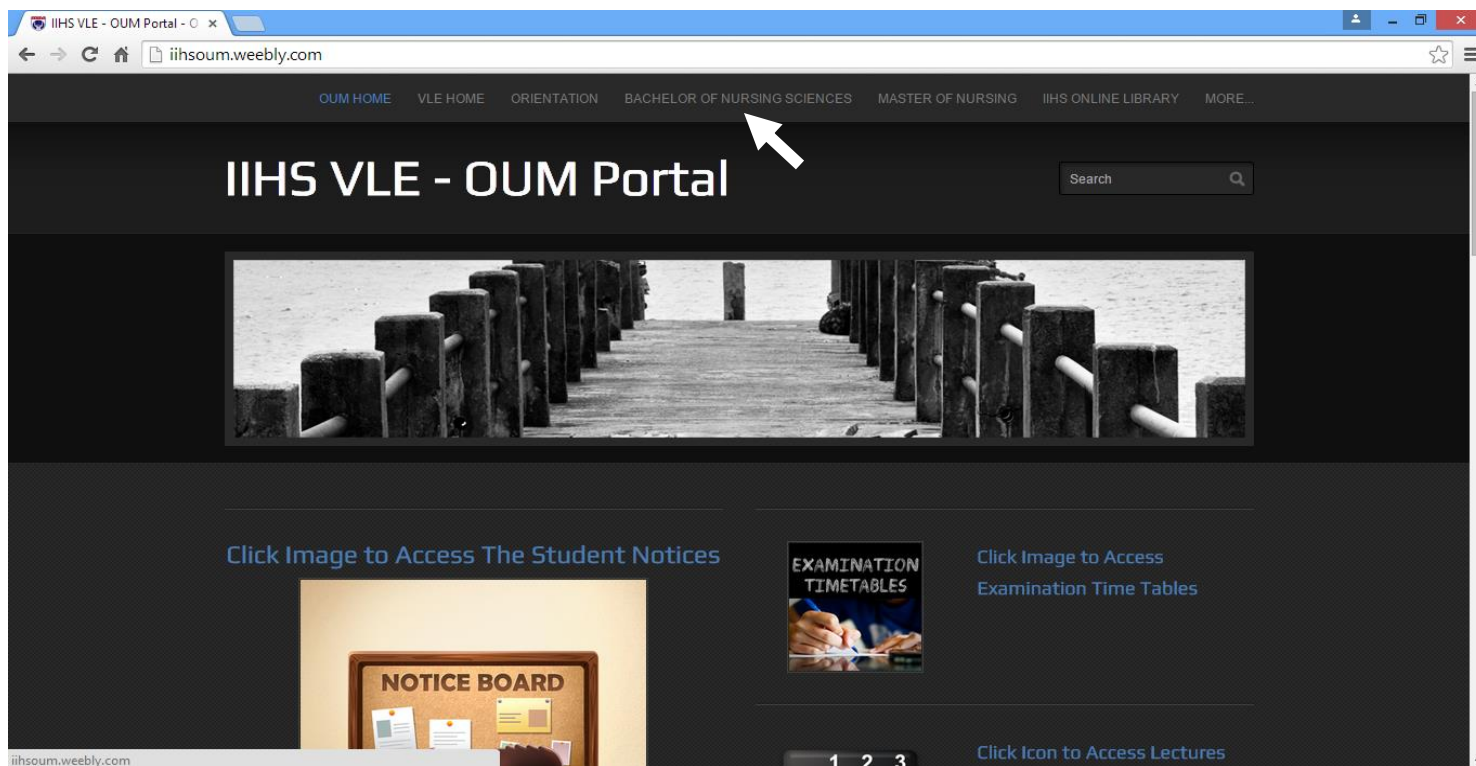
1. A **soft copy** of the assignment should be submitted on or before the due date via IIHS VLE.
2. The relevant rubric should be included in the last page of the assignment.
3. Follow the format of the cover page which is uploaded in OUM VLE home page and mention your information correctly.
4. Every assignment should submit as one document. Any incomplete documents will not be accepted.
5. Follow the instructions in Annexure 1 to upload the assignment.
6. Assignments submitted after the stipulated due date **will not** be accepted.
7. Students are requested to mention the requirements of printing the assignment via IIHS printing department in the comments box. IIHS printing department will print the assignments and cost will be added to the payment.

Submission of Clinical Practice Record:

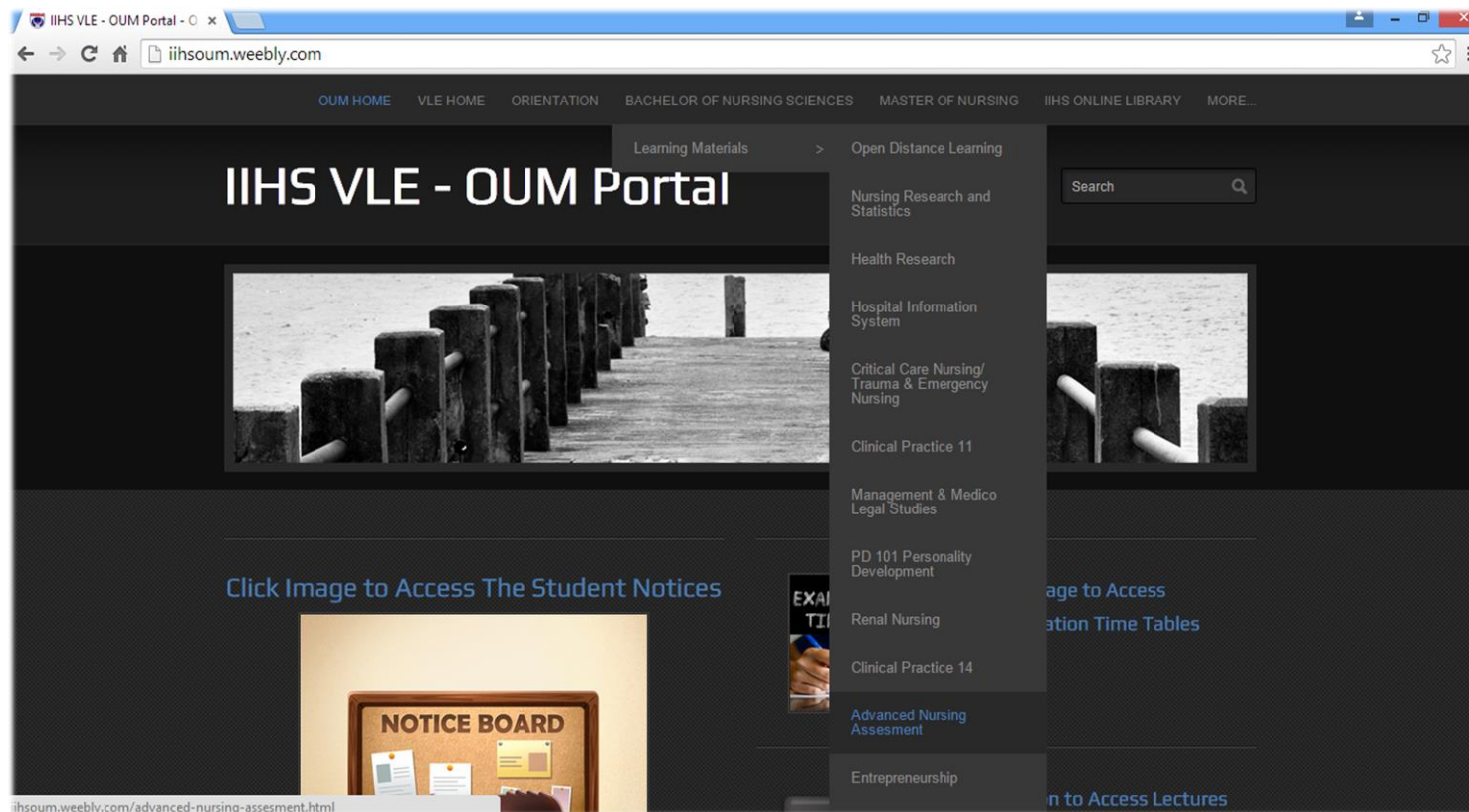
1. **Soft copy** of the Presentation, Case Study & Roaster (scan) should submit on or before the due date via IIHS VLE.
2. The printed document (Hard copy) of the presentation should submit to examiner when presenting.

3. Every assignment should submit as one document. Any incomplete documents will not be accepted.
4. The relevant rubric should be included in the last page of the assignment.
5. Follow the proper cover page which has given in the Clinical Practice Record and mention your information correctly.
6. Follow the instructions in Annexure 2 to upload the documents.
7. Assignment which submits after stipulated due date will not accepted.
8. Students are request to mention in the comment sheet the requirement of printing the assignment via IIHS printing department. IIHS printing department will print the assignments and cost will be added to the assignment. (If you need the presentation to be print for the evaluation, please email before the due submission date).

STEP 01 Accessing BNS page



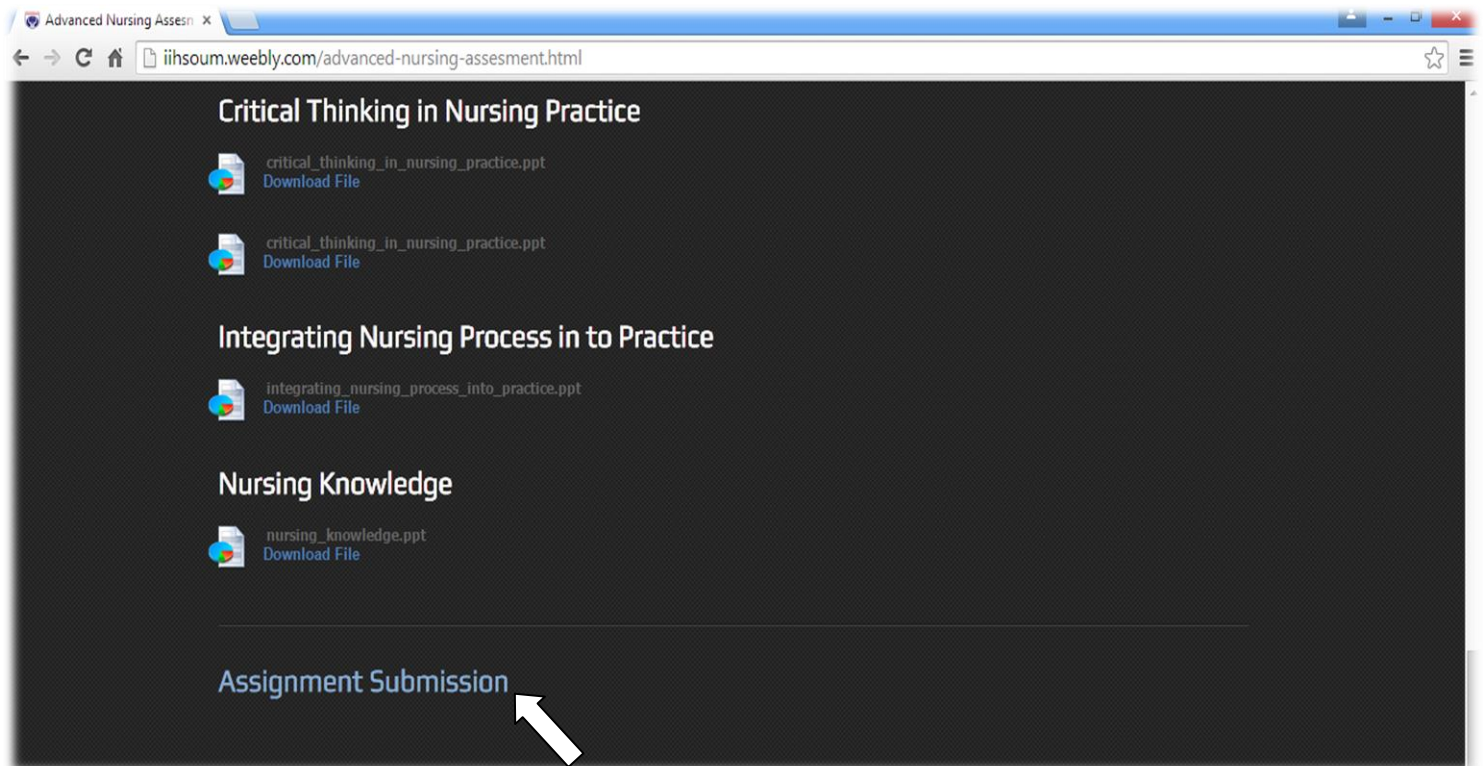
STEP 02 Select the relevant module



STEP 03 Select the Assignment Submission Title



The screenshot shows a web browser window with the URL iihsoum.weebly.com/professionalism-in-nursing-b.html. The page features a navigation menu at the top with links for OUM HOME, VLE HOME, ORIENTATION, BACHELOR OF NURSING SCIENCES, MASTER OF NURSING, IIHS ONLINE LIBRARY, and MORE. The main heading is "IIHS VLE - OUM Portal" with a search bar to its right. Below the heading is a large banner image showing silhouettes of people in business attire against a world map background with upward-pointing arrows. Below the banner, the text "PROFESSIONALISM IN NURSING B" is displayed in red. At the bottom of the page, the text "May 2015 Assignment" is visible. Two white arrows on the right side of the page point downwards, indicating the scroll direction.



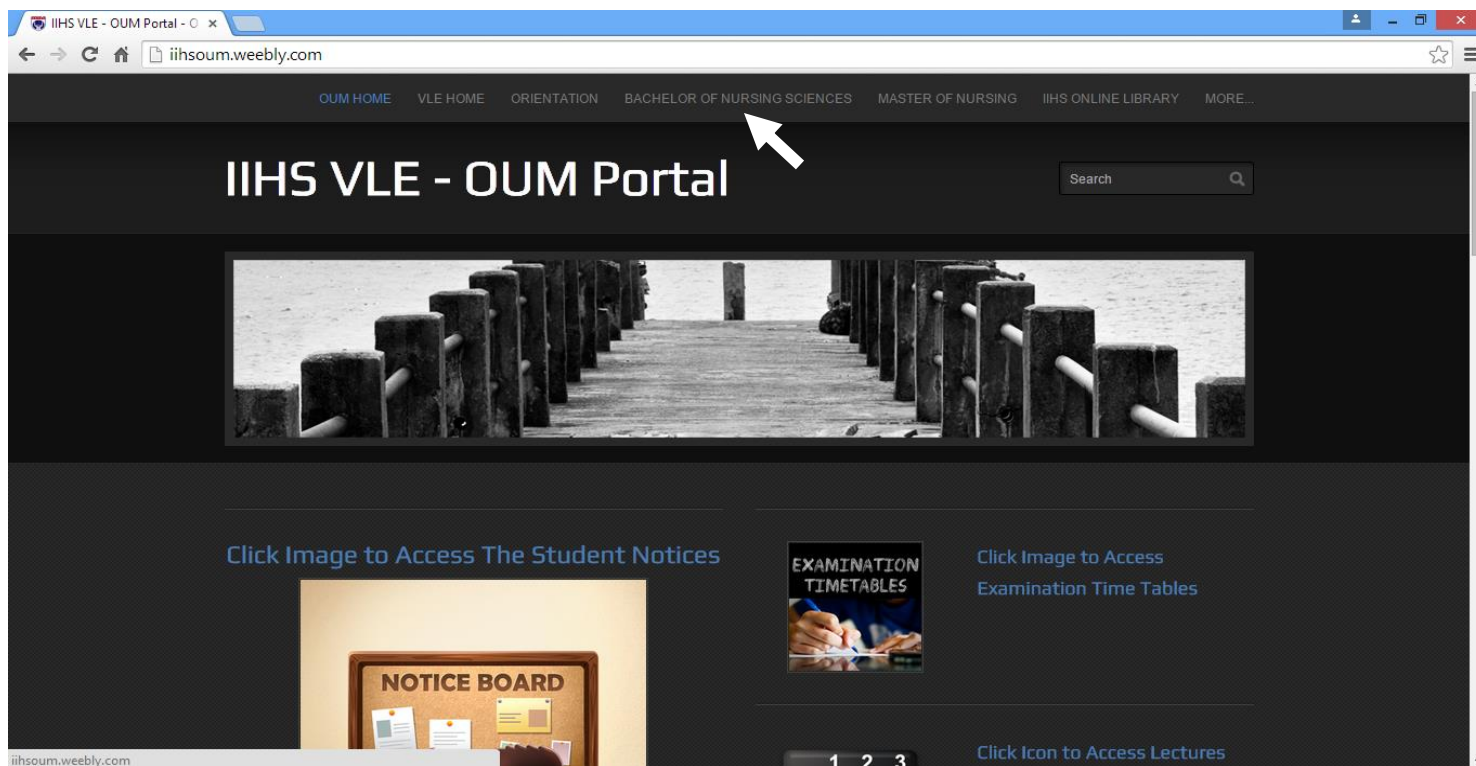
The screenshot shows a web browser window with the URL iihsoum.weebly.com/advanced-nursing-assesment.html. The page displays a list of files for download under three categories: "Critical Thinking in Nursing Practice", "Integrating Nursing Process in to Practice", and "Nursing Knowledge". Each category has a "Download File" link next to a file icon. At the bottom of the page, the text "Assignment Submission" is displayed in blue. A white arrow points to the "Assignment Submission" text.

STEP 04 ➡ Mention the necessary details (it is must to fill the blog which marked in *)

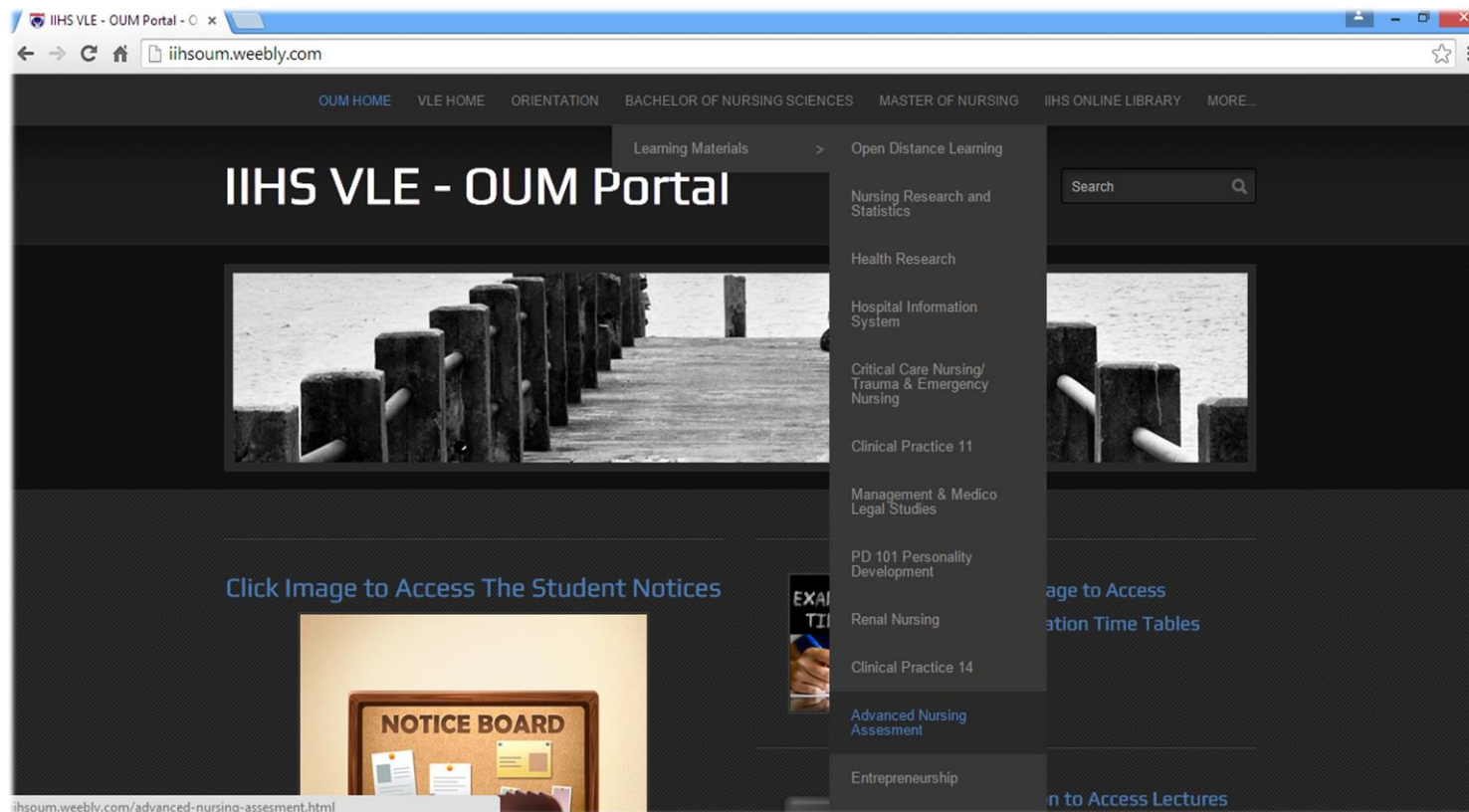
A screenshot of a web browser showing a form titled "Personality Development" on the URL "iihsoum.weebly.com/personality-development-assignments.html". The form contains several input fields, each with a red asterisk indicating it is required: "Full Name", "Email", "Contact No.", "OUM Registration Number", and "UGC Registration No.". Below these is a "Comment" text area and an "Upload File" button. A yellow callout box with an arrow points to the "Full Name" field, containing the text "No initials".

A screenshot of a web browser showing a form titled "Nursing Research and Statistics" on the URL "iihsoum.weebly.com/nursing-research-and-statistics-assignments.html". The form includes input fields for "OUM Registration Number" and "UGC Registration No.". Below these is a dropdown menu with the text "Do you want to print the document from IHS printinf department". The dropdown menu is open, showing three options: "Yes", "Yes", and "No". A white arrow points to the second "Yes" option. At the bottom of the form, there is an "Upload File" section with a "Choose File" button (with a white arrow pointing to it), a "Max file size: 20" label, and a "Submit" button (with a white arrow pointing to it).

STEP 01 Accessing BNS page



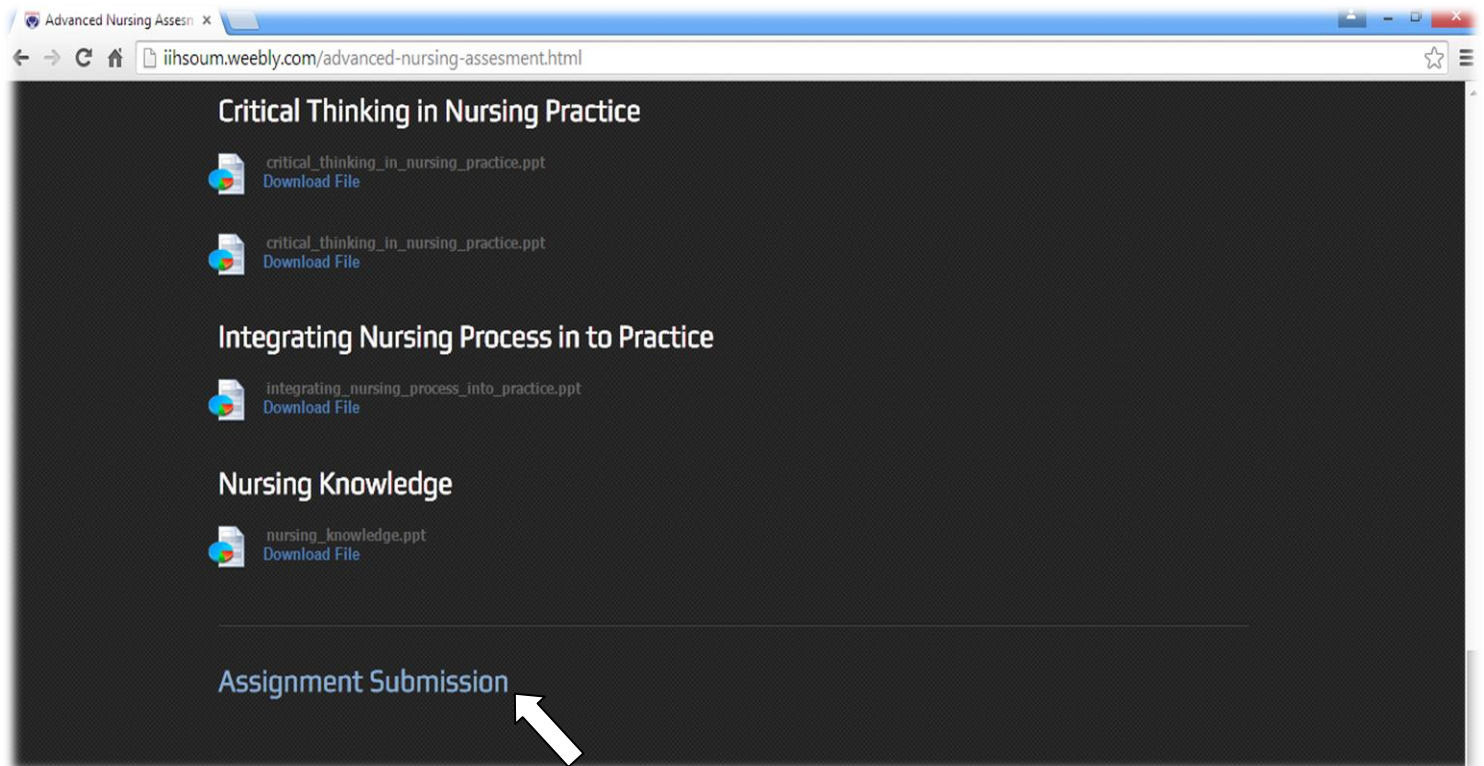
STEP 02 Select the relevant module



STEP 03 Select the Assignment Submission Title



The screenshot shows a web browser window with the URL iihsoum.weebly.com/professionalism-in-nursing-b.html. The page features a navigation menu at the top with links for OUM HOME, VLE HOME, ORIENTATION, BACHELOR OF NURSING SCIENCES, MASTER OF NURSING, IIHS ONLINE LIBRARY, and MORE. The main heading is "IIHS VLE - OUM Portal" with a search bar to its right. Below the heading is a large banner image showing silhouettes of people in business attire against a world map background with upward-pointing arrows. Below the banner, the text "PROFESSIONALISM IN NURSING B" is displayed in red. At the bottom of the page, the text "May 2015 Assignment" is visible. Two white arrows on the right side of the page point downwards, indicating the scroll direction.



The screenshot shows a web browser window with the URL iihsoum.weebly.com/advanced-nursing-assesment.html. The page displays a list of files for download under three main categories: "Critical Thinking in Nursing Practice", "Integrating Nursing Process in to Practice", and "Nursing Knowledge". Each category has a "Download File" link next to a file icon. At the bottom of the page, the text "Assignment Submission" is displayed in blue. A white arrow points to the "Assignment Submission" text.

STEP 04 ☛ Mention the necessary details (it is must to fill the blog which marked in *)

This screenshot shows a web browser window with the URL `iihsoum.weebly.com/clinical-practice-11-assignments.html`. The form contains several input fields: Contact No., OUM Registration Number, and Matric No. Below these is a 'Category' dropdown menu with three options: 'Assignment', 'Presentation', and 'Written Assignment'. A white arrow points to the 'Assignment' option. Below the category menu is a question: 'Do you want to print the document from IIHS printinf department?' with a dropdown menu currently set to 'YES'. At the bottom is a 'Comment' text area.

This screenshot shows a web browser window with the URL `iihsoum.weebly.com/nursing-research-and-statistics-assignments.html`. The form includes input fields for 'OUM Registration Number' and 'UGC Registration No.'. Below these is the question: 'Do you want to print the document from IIHS printinf department?' with a dropdown menu showing 'Yes', 'Yes', and 'No' options. A white arrow points to the second 'Yes' option. Below the dropdown is an 'Upload File' section with a 'Choose File' button (labeled 'No file chosen') and a 'Submit' button. White arrows point to both the 'Choose File' and 'Submit' buttons. The 'Max file size: 20MB' is noted below the upload button.